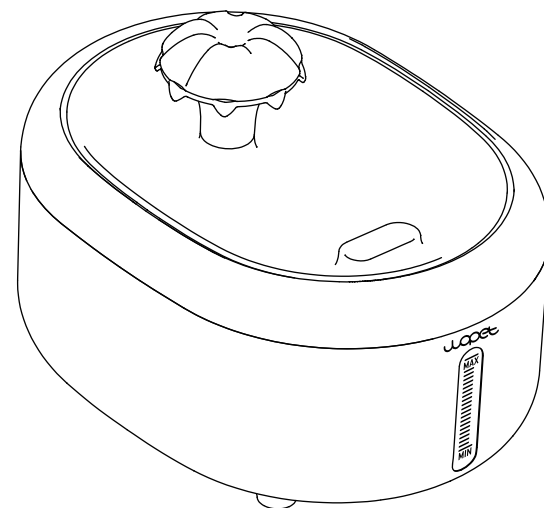




# Bloom Pet Water Fountain

Model: W300; W300B; W300C

## User Manual



67Oz  
2L

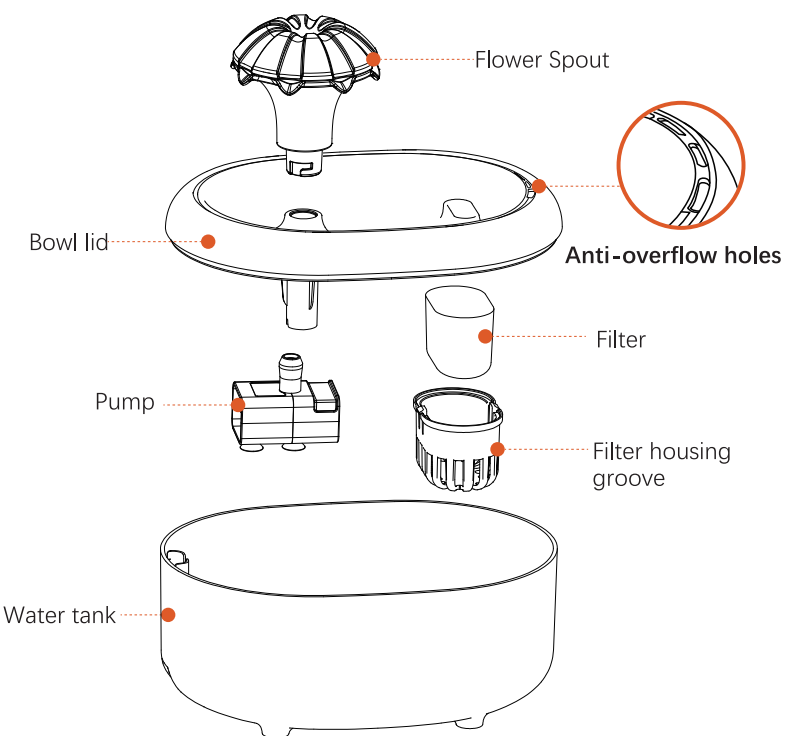
Made in China

## IMPORTANT REMINDERS

- Product is for indoor use only.
- For the plug or outlet, avoid contact with water.
- Keep power adapter above the pet fountain unit.
- Runs on DC 5V power adapter, Or USB interface of socket board, Non-USB power adapters are not compatible.
- Ensure water is in the fountain when the machine is running to avoid damaging the pump.
- Make sure the cord does not have any frayed or exposed wires in case your pet chews on the cord.
- If the fountain suddenly becomes noisy, it may be because the water level is too low. Add water to the fountain to resolve this problem.
- Please clean the pump every 2 weeks to extend the life of the pump.

①

## COMPONENTS



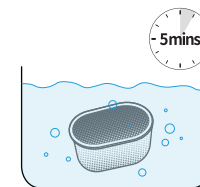
## WHAT YOU WILL GET

- Pet Water Fountain
- Filter
- Brush
- Pre-filter Sponge(intalled in pump)
- DC Pump( with 5ft power cord)
- User Manual

②

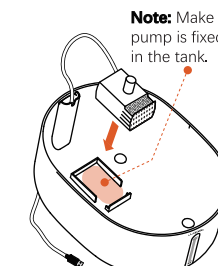
## SETUP INSTRUCTIONS

- Soak the filter in a clean bowl for 5 minutes. Rinse the filter for 30 seconds before the first use.

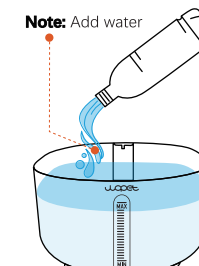


Scan the QR code to set up the fountain

- Insert the pre-filter sponge into the groove of the water pump, position the pump according to the bottom slot shape. Add water to the tank.

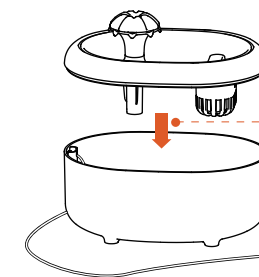


**Note:** Make sure the pump is fixed in place in the tank.



**Note:** Add water

- Install the soaked filter in the filter housing groove. Connect flower spout with the bowl lid.



Put back the cover to form a seal.

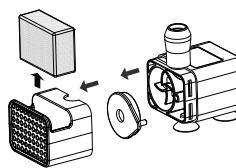
Connect the USB interface of socket board directly or DC 5V power adapter (not supplied)

③

## PUMP MAINTENANCE

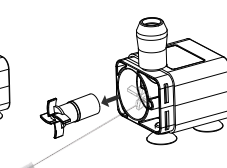
Scrubbing the pump is essential for the longevity of the fountain. It is recommended to **scrub the pump once every 2 weeks**.

- Scrubbing with soap and warm water is preferable.
- Please handle with care when scrubbing, and do not miss any accessories when assembling the product.



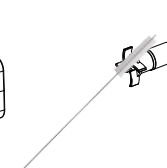
### Step 1

Remove the pump cover and impeller cap.



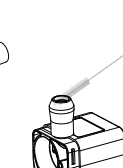
### Step 2

Pull the impeller out with brush tail ring. Scrub the inner walls of the pump holes thoroughly.



### Step 3

Scrub around the impeller with brush.



### Step 4

Scrub the inner walls of pump's outlet hole with brush.



Check out the pump scrubbing tutorial video

## CAUTION:

1. Turn off and then disconnect the power supply to ensure safety when the device is not in use.
2. This product is only for indoor use.
3. The power adapter and wire plug should not be flooded during scrubbing.
4. Basin Water Fountain cannot run without water and will automatically stop without water.
5. For safety, disconnect the power supply before repairing and scrubbing the machine.

④

## SPECIFICATION

Product Name	WOpet Bloom Pet Water Fountain
Model	W300; W300B; W300C
Material	ABS
Cord Length	1.5m (5ft)
Power Consumption	1.5W
Power Input	DV 5V 1A
Filter System	Activated Carbon, ion exchange resin Silver ion
Pump	Ultra Quiet Water Pump
Capacity	67Oz (2L)

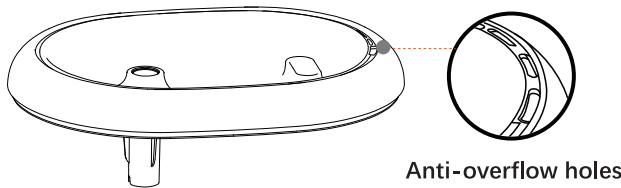
## FAQ for Wopet W300 Cat Water Fountain

### Q1. How long does it take for a cat to use a water fountain?

The flowing water will draw cats' attention to observe the fountain, tempting them to start drinking when they feel the fountain is safe. Most cats may need 5-30 mins to adapt to the fountain, but some that are more sensitive may need 12-24h. It is suggested to put some food on the fountain bowl lid to attract the cat to eat and drink. When your cats get used to the fountain, then remove the cat food.

### Q2. How to avoid water overflow and leaking?

- Do not add too much water and make sure the water level is under the Max line.
- Soak the filter for 5 mins and rinse it thoroughly under running water for 30s before use.
- Press the filter into the bottom of the filter tray when assembling.
- When the water reaches the ANTI-OVERFLOW slot, means too much pet hair, food, or pet saliva sticks on the filters, please clean or replace the filter immediately.



### Q3. How to fix the weak water problem?

- Please clean or replace the pump sponge every two weeks.
- Please use pure water for the water fountain. Do not use the hard water.
- Clean the pump and clean the connecting tube from the pump to the fountain bowl lid. Please scan the QR code to check the guide video of cleaning the pump.



### Q4. How to make the fountain quieter?

- Please add water when the water is lower than 50% volume to avoid the dripping noise (Kindly note: when the water is above the minimum water line, the fountain still works and the noise at this time is negligible for most people. However, for others who are more sensitive to noise, it is suggested to refill water to avoid it.)

- When the water reaches or falls below the minimum water line, the fountain will stop flowing water and the pump still work, remaining some noises. In this case you should refill water immediately.

### Q5. How to fix if the pump stop working?

- Please kindly use warm soap water to clean the dust inside of the pump, which would be helpful for fixing the issue.
- In addition, with its quality assurance, WOpet water fountain pump has a life span of two years. We also offer a two-year warranty for the pump, please feel free to contact us, thank you.

### Q6. Is the filter necessary for the fountain? And how to buy the WOpet official replacement filters?


- The filter is necessary to make the water fresher and cleaner. What's more, it is useful to expand the pump's life span.
- We recommend using WOpet replacement filters. Other filters may cause some problems like water overflow or not removing odors and impurities well.
- Search "WOpet fountain replacement filter " on Amazon or "www.wopet.com" to buy the filters. Or scan the QR code directly to get them.



## USE INSTRUCTIONS

- Please put the water dispenser where pets often move. Fill the water bowl with water, taking care not to exceed the maximum water level.
- Please keep the USB interface dry, connect the USB interface of the socket board, or use the DC 5V power adapter (not provided).

**Note: W300 does NOT have LED light.**



## WARRANTY INFORMATION

### NON-TRANSFERRABLE LIMITED WARRANTY

- To provide customers with a quality shopping and user experience, we guarantee to replace, issue a refund, provide acceptable solutions to any defective products (as the customers prefers) from the date of purchase up to 2 years.
- Proof of purchase must be provided (order number or receipt) when making a claim to our customer support center.
- Warranty registration may be requested within a month since the date of purchase, by sending your order number to the mailbox: support@wopet.com
- The warranty is not transferable. We only provide warranty services to buyers who purchased from our Amazon store and WOpet official website store and possess proof of purchase - not to any other purchaser or subsequent owner.
- Price matching policy is not applicable. No price difference will be refunded.
- The sellers are the responsible party. Amazon allows different sellers to sell the same product, so please confirm the seller by checking the order details before contacting us.

### WHAT IS COVERED

- Receiving defective or used (proof needed) products;
- Receiving with missing parts;
- Item is defective under proper use.

### WHAT IS NOT COVERED

- Purchase from non-amazon channels /non-WOpet official website store/other physical stores;
- Gift without proof of purchase;
- Tampering/abnormal use/accidental damage;
- Replacements and parts;
- Installation fee/labor fee;

## MAKING A CLAIM

- If you have any problems when using our products, please send an email to the mailbox: **support@wopet.com**
- 30 days free Return & Replacement
- **Standard Warranty: 1-Year product Warranty**  
**2-Year Warranty Application: Please scan the QR code to finish the registration form on our official website within 30 days after you received the items.**



### HAVE A QUESTION FOR THE SELLER?

#### 1. Find your order

##### Home

##### Your Order

Buy Again  
Your Wish List  
Your Account  
Shop by Department

#### 2. Click "View order details"

##### Your Orders

##### Product link

Buy it again  
Write a product review  
View order details

#### 3. Click the "Seller name"

View order details  
Order #  
Order Total  
Shipped

Product link  
Qty:1  
Sold By: Seller

#### 4. Click "Ask a question"

##### BRAND

Have a question for the seller?

Ask a question

- Gifted parts, replacements, and consumable products are not covered by the 2-year warranty.
- Manufacturers' warranties may not apply in all cases; this depends on various factors such as: use of the product, where the product was purchased, or who you purchased the product from.
- Please review the warranty carefully, contact the manufacturer if you have any questions.