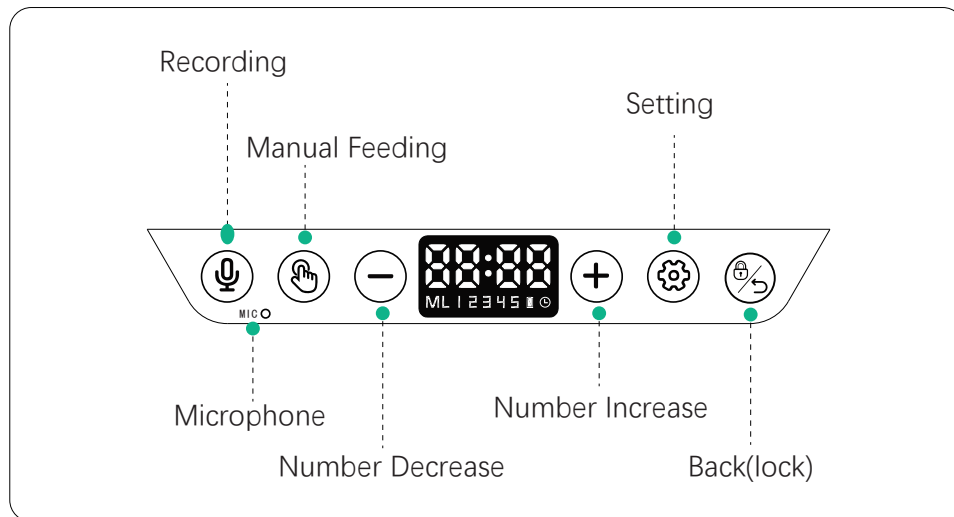




F01 PLUS Quick Start Guide

Panel Introduction



Program Setting

Our device uses a 24- hour clock system, for example, 16:00 is equivalent to 4:00 PM





STEP 1— Unlock Screen

Press and Hold  for 2s to unlock the screen.







STEP 2— Set the Current Time

Note: The feeder can work well only when the time of the feeder is consistent with the current time.

Press and hold  for 2s to enter setting mode. Press  and  to set the current time. Press  again to save and continue to meal settings.






STEP 3.1— Set Feeding Portion

"ML 1" flashes. Press  to confirm the meal and continue to set portion size. Press  and  to adjust the portions. When the portion is set, press  to save and set the feeding time.




STEP 3.2— Set Feeding Time

Press  and  to set the hour, then press  to save to entering the minute setting.



STEP 3.3— Set Other Meals

Repeat the steps for 2-5 meal, when finished the all meals setting, press  to save.

FAQs

1. Why is there no response to pressing any button?

After powering on, Press and hold the lock button for 3 seconds to unlock the screen, and then click the setting button to enter the setting mode.

2. Why wasn't the food distributed at the set time?

- 1) Ensure the food size is less than 12mm, only suitable for dry food.
- 2) Check whether the food bowl is full of food, whether there is food residue at the food outlet, if so, please clean up in time.
- 3) If the spotlights detect food residue at the food outlet, the food behind will not be distributed.
- 4) Check if the turntable is jammed, if so please clean it first.
- 5) If it is battery-powered, please ensure there's sufficient battery power.

3. What is the amount of 1 portion?

One portion is about 10g.

4. How do I cancel the third feeding schedule?

Please set the feeding portion to 0

Thank you for choosing Olelica pet feeder.

Please read the quick guide before using,
if you have any problems when using our product, kindly send email with order number to our mailbox: support@wopet.com
for help, we'll response within 24 hours.